

DATA INPUT PAGE FOR CITIZEN'S GUIDE TO LOCAL UNIT FINANCES

Local Unit Name: Village of Calumet
 Local Unit Code: 31-3010

	<u>2018</u>	<u>2019</u>	<u>2020</u>	<u>2021</u>	<u>2022</u>	<u>Per capita information</u>	
						<u>2021</u>	<u>2022</u>
Statement of Revenues & Expenditures - All governmental funds							
Revenues							
Taxes	162,407	168,247	161,923	185,842	153,398	299	247
Licenses & Permits	9,588	9,596	11,367	8,064	9,307	13	15
Federal Government	123,338	29,670	1,413,687	429,305	9,000	691	14
State Government	309,575	312,117	362,911	679,748	352,806	1,095	568
Local Contributions	10,142	9,995	18,564	10,441	30,824	17	50
Charges for Services	82,567	64,796	58,606	81,839	63,793	132	103
Fines & Forfeitures	346	681	175	2,108	2,108	3	3
Interest & Rents	171,137	242,849	332,703	381,718	17	615	0
Other Revenues	61,064	53,420	54,657	14,951	450,545	24	726
Total Revenues	930,164	891,371	2,414,593	1,794,016	1,071,798	2,889	1,726
Expenditures							
General Government	97,226	108,290	171,958	231,692	302,877	373	488
Police & Fire	114,334	154,490	67,682	30,281	40,613	49	65
Other Public Safety	-	-	-	-	-	-	-
Roads	209,190	301,037	263,731	120,406		194	-
Other Public Works	153,149	178,077	321,801	812,815	610,958	1,309	984
Health & Welfare	65,719	35,435	18,075	12,048		19	-
Community/Econ. Development	85,838	5,995	-	1,743	7,461	3	12
Recreation & Culture	30,019	5,719	19,705	7,898	17,545	13	28
Capital Outlay	38,924	40,635	1,510,316	427,883	71,927	689	116
Debt Service	11,789	11,789	11,789	11,825	11,824	19	19
Other Expenditures	71,013	107,991	18,500	99,323	-	160	-
Total Expenditures	877,201	949,458	2,403,557	1,755,914	1,063,205	2,828	1,712
Surplus (Shortfall)	52,963	(58,087)	11,036	38,102	8,593	61	14

DATA INPUT PAGE FOR CITIZEN'S GUIDE TO LOCAL UNIT FINANCES

Local Unit Name: Village of Calumet
 Local Unit Code: 31-3010

	<u>2018</u>	<u>2019</u>	<u>2020</u>	<u>2021</u>	<u>2022</u>	<u>Per capita information</u>	
						<u>2021</u>	<u>2022</u>
Financial Position - All governmental funds							
Nonspendable	17,251	14,523	16,397	16,397	-	26	-
Restricted	84,776	62,544	130,092	288,605	346,476	465	558
Committed	8,409	8,113	8,017	21,705	20,167	35	32
Assigned			-	-	-	-	-
Unassigned	248,825	244,144	193,623	142,563	30,456	230	49
Total Fund Balance	359,261	329,324	348,129	469,270	397,099	756	639

Liabilities not counted on a modified-accrual basis

Pensions

Date of actuarial valuation:							
Assets	-	-	-	-	-		
Actuarial Liability	-	-	-	-	-		
Unfunded (Overfunded)	-	-	-	-	-	-	-
Percent funded	#DIV/0!	#DIV/0!	#DIV/0!	#DIV/0!	#DIV/0!		

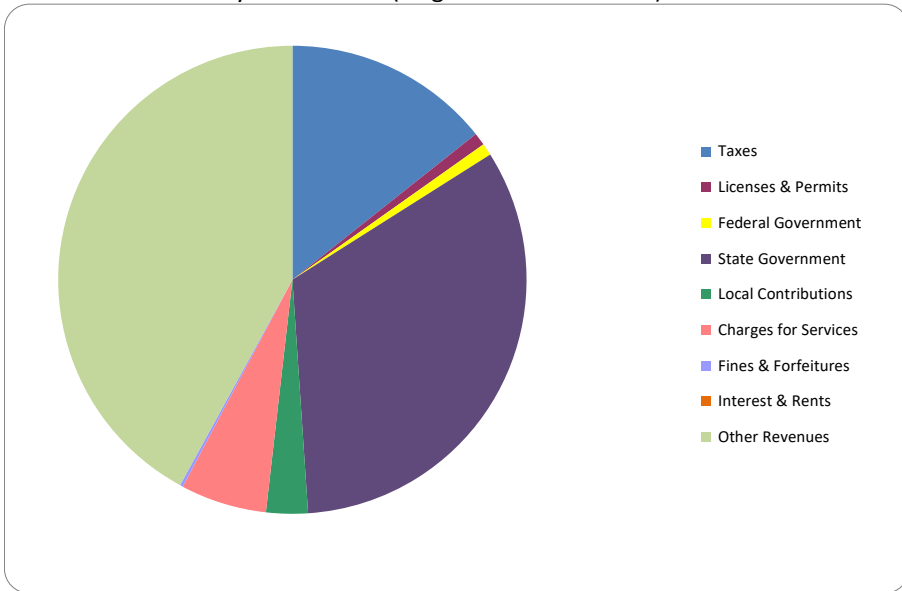
OPEB

Date of actuarial valuation:							
Assets	-	-	-	-	-		
Actuarial Liability	-	-	-	-	-		
Unfunded	-	-	-	-	-	-	-
Percent funded	#DIV/0!	#DIV/0!	#DIV/0!	#DIV/0!	#DIV/0!		
Sum of All Pension & OPEB Plans							
Assets	-	-	-	-	-		
Actuarial Liability	-	-	-	-	-		
Unfunded	-	-	-	-	-	-	-
Percent funded	#DIV/0!	#DIV/0!	#DIV/0!	#DIV/0!	#DIV/0!		

CITIZEN'S GUIDE TO LOCAL UNIT FINANCES - Village of Calumet (31-3010)

REVENUES

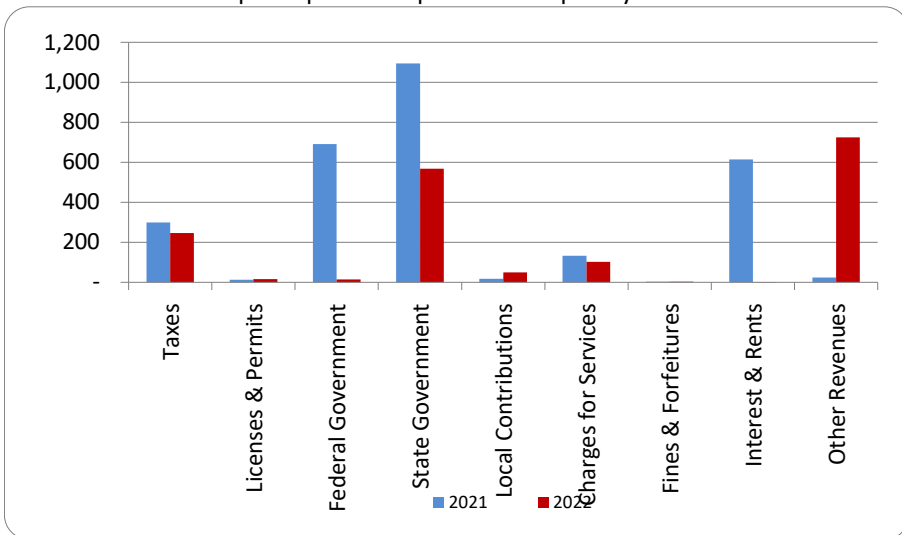
1. Where our money comes from (all governmental funds)



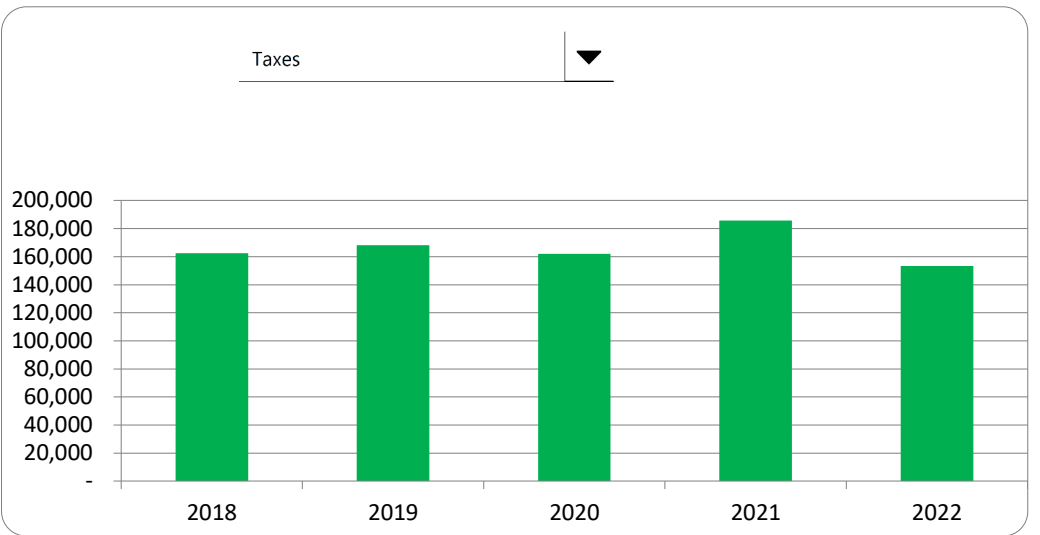
2. Compared to the prior year

	<u>2021</u>	<u>2022</u>	<u>% change</u>
Taxes	\$ 185,842	\$ 153,398	-17.46%
Licenses & Permits	8,064	9,307	15.41%
Federal Government	429,305	9,000	-97.90%
State Government	679,748	352,806	-48.10%
Local Contributions	10,441	30,824	195.21%
Charges for Services	81,839	63,793	-22.05%
Fines & Forfeitures	2,108	2,108	0.00%
Interest & Rents	381,718	17	-100.00%
Other Revenues	14,951	450,545	2913.48%
Total Revenues	\$ 1,794,016	\$ 1,071,798	-40.26%

3. Revenue sources per capita - compared to the prior year



4. Historical trends of individual sources



Commentary:

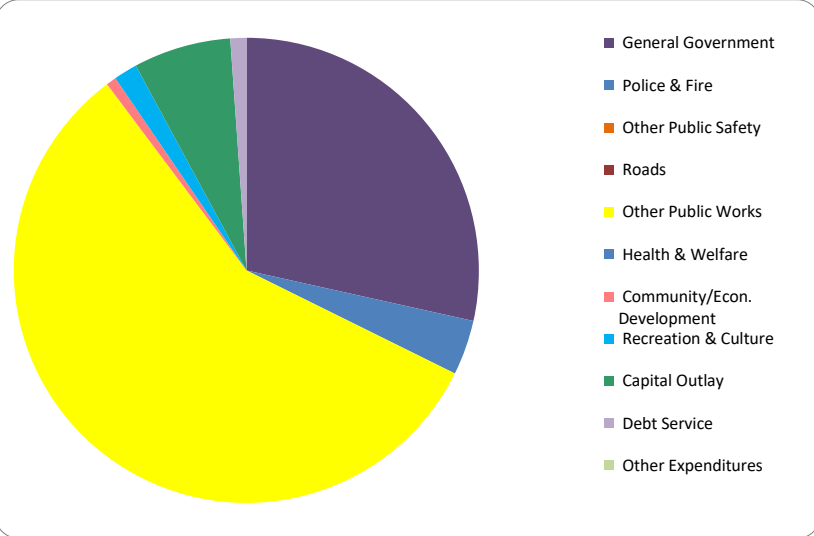
For more information on our unit's finances, contact Robert Tarvis, President at 906-337-1713.

CITIZEN'S GUIDE TO LOCAL UNIT FINANCES - Village of Calumet (31-3010)

EXPENDITURES

1. Where we spend our money (all governmental funds)

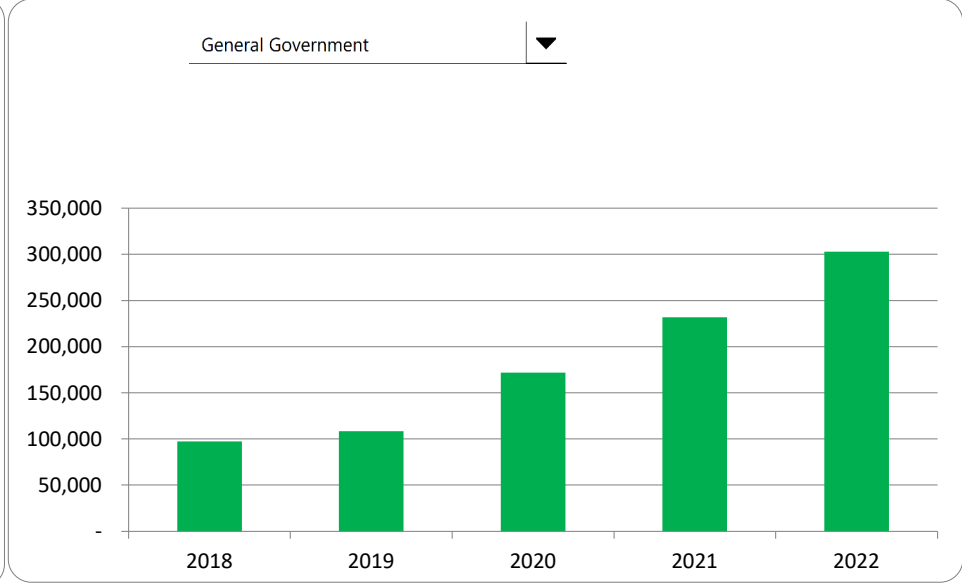
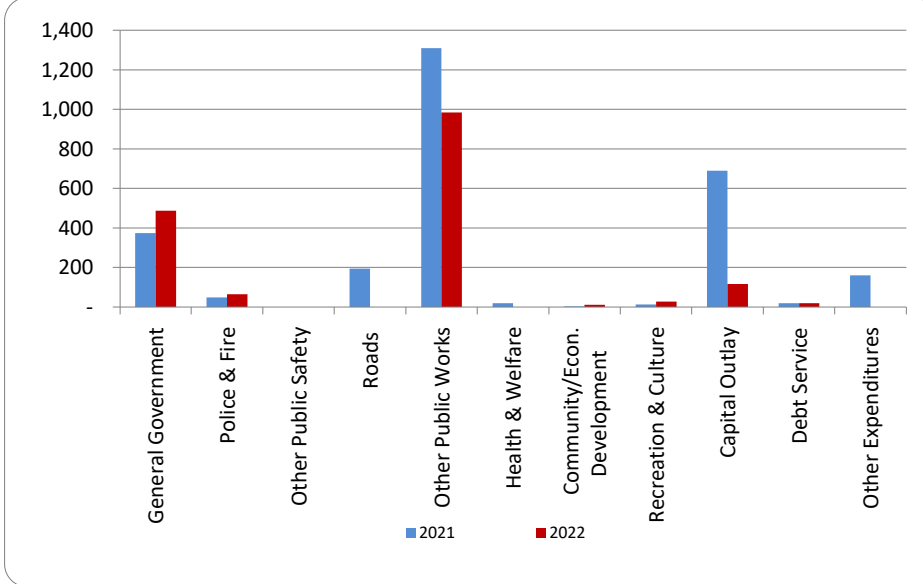
2. Compared to the prior year



	<u>2021</u>	<u>2022</u>	<u>% change</u>
General Government	\$ 231,692	\$ 302,877	30.72%
Police & Fire	30,281	40,613	34.12%
Other Public Safety	-	-	N/A
Roads	120,406	-	-100.00%
Other Public Works	812,815	610,958	-24.83%
Health & Welfare	12,048	-	-100.00%
Community/Econ. Development	1,743	7,461	328.06%
Recreation & Culture	7,898	17,545	122.14%
Capital Outlay	427,883	71,927	-83.19%
Debt Service	11,825	11,824	-0.01%
Other Expenditures	99,323	-	-100.00%
Total Expenditures	\$ 1,755,914	\$ 1,063,205	-39.45%

3. Spending per capita - compared to the prior year

4. Historical trends of individual departments:

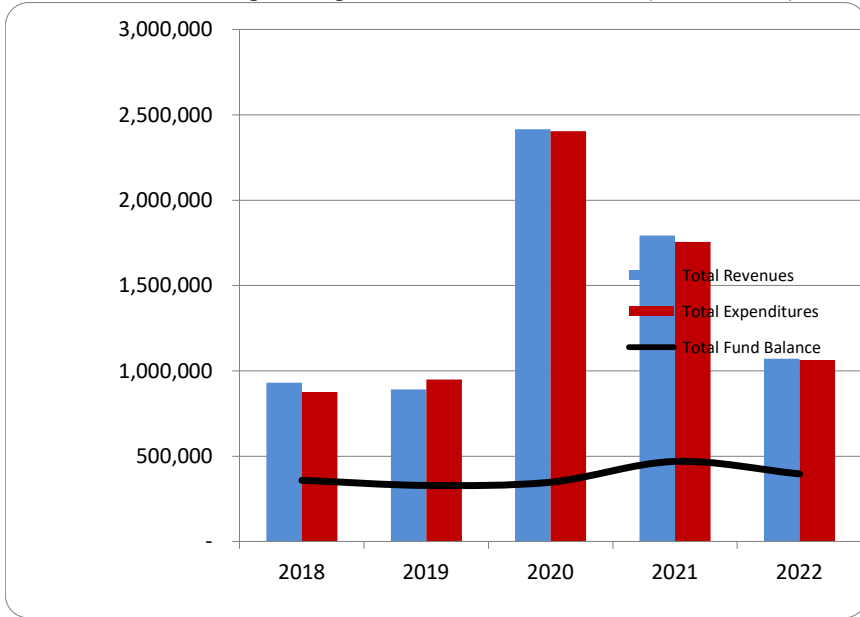


Commentary:

For more information on our unit's finances, contact Robert Tarvis, President at 906-337-1713.

CITIZEN'S GUIDE TO LOCAL UNIT FINANCES - Village of Calumet (31-3010)

1. How have we managed our governmental fund resources (fund balance)?

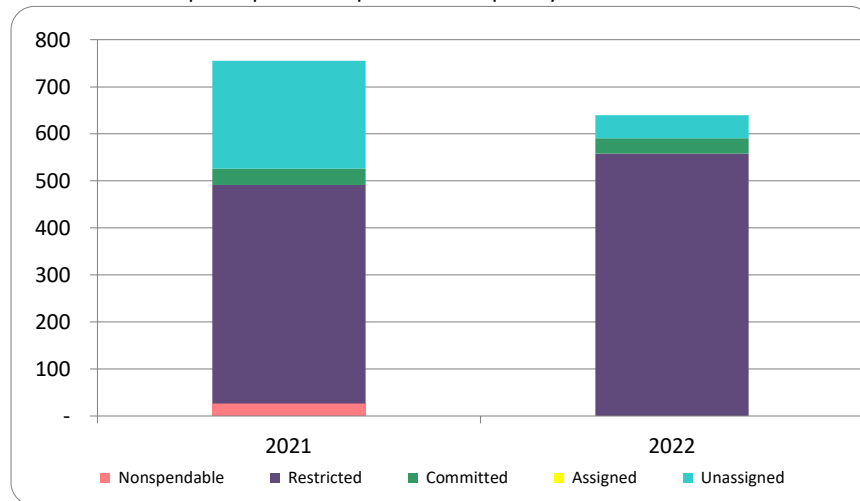


FINANCIAL POSITION

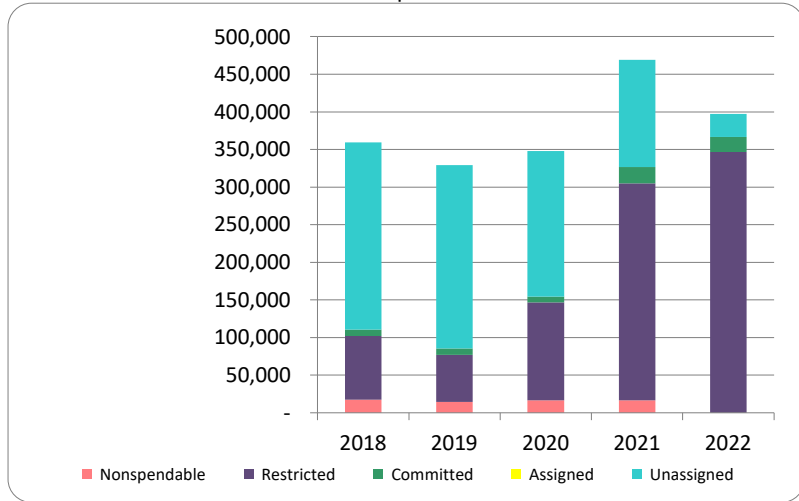
2. Compared to the prior year

	2021	2022	% change
Revenue	1,794,016	1,071,798	-40.26%
Expenditures	1,755,914	1,063,205	-39.45%
Surplus (shortfall)	38,102	8,593	-77.45%
Fund balance, by component:			
Nondisposable	16,397	-	-100.00%
Restricted	288,605	346,476	20.05%
Committed	21,705	20,167	-7.09%
Assigned	-	-	N/A
Unassigned	142,563	30,456	-78.64%
total fund balance	469,270	397,099	-15.38%

3. Fund balance per capita - compared to the prior year



4. Historical trends of individual components



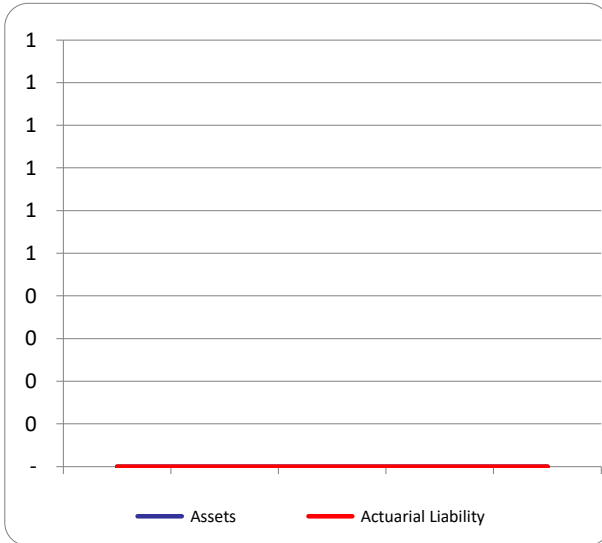
Commentary:

For more information on our unit's finances, contact Robert Tarvis, President at 906-337-1713.

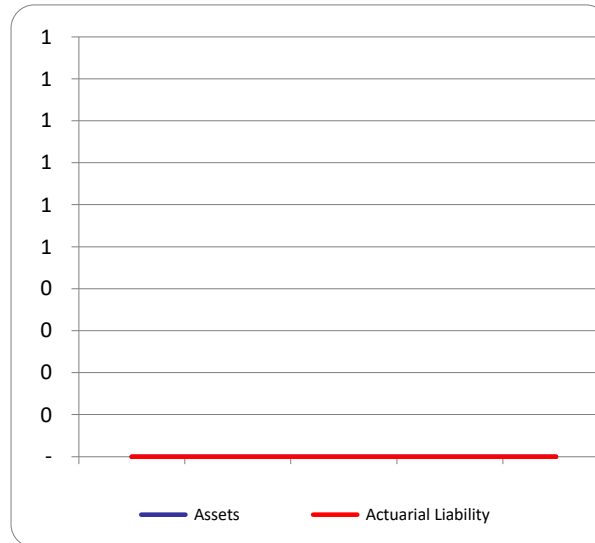
CITIZEN'S GUIDE TO LOCAL UNIT FINANCES - Village of Calumet (31-3010)

OTHER LONG TERM OBLIGATIONS

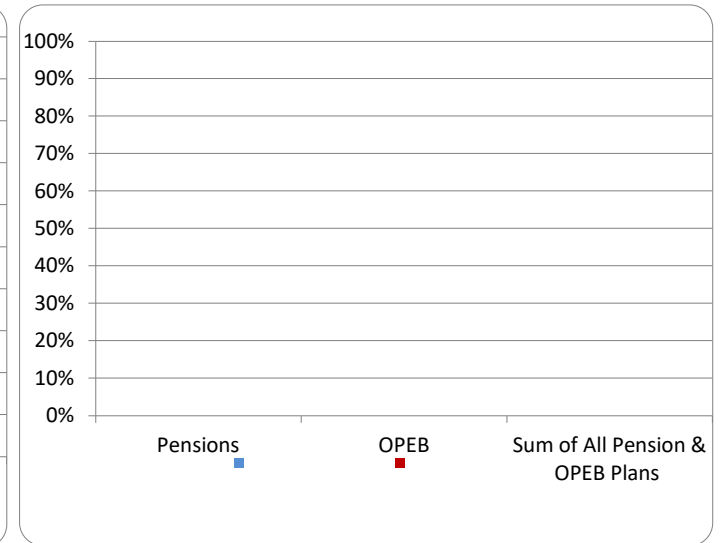
1. Pension funding status



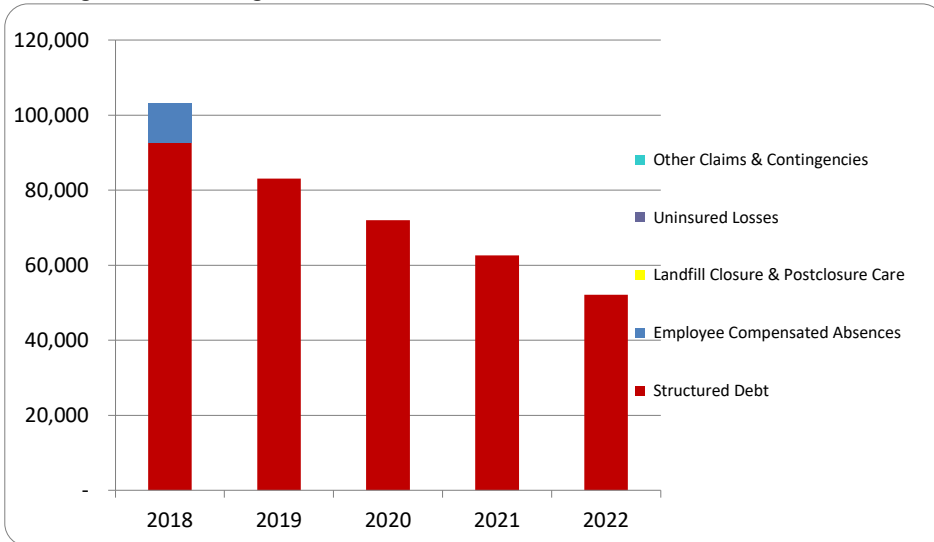
2. Retiree Health care funding status



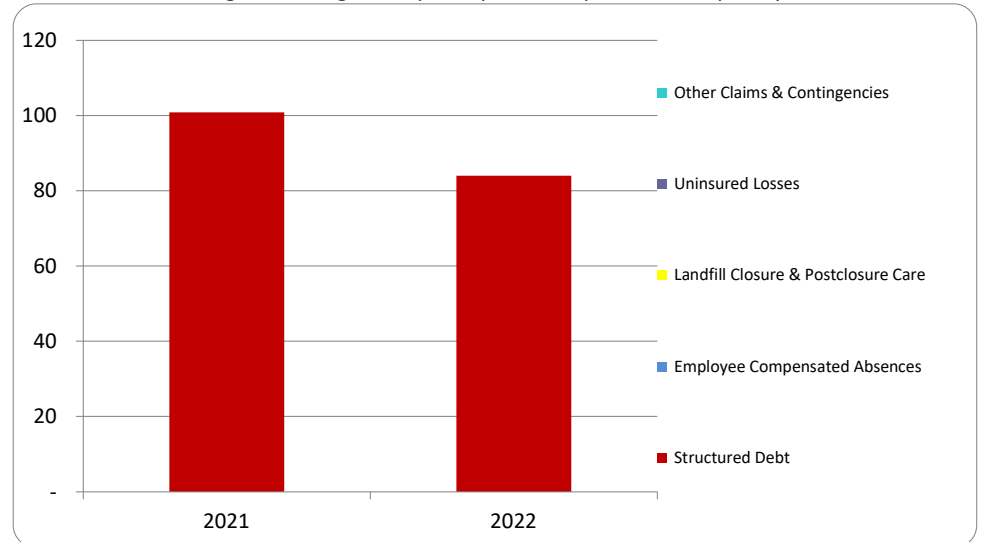
3. Percent funded - compared to the prior year



4. Long Term Debt obligations:



5. Debt & other long term obligations per capita - compared to the prior year



Commentary:

For more information on our unit's finances, contact Robert Tarvis, President at 906-337-1713.